

Satisficing behavior in online panelists

Theo Downes-Le Guin

MRA Annual Conference & Symposium

2 June 2005

All contents © Market Strategies International. All rights are reserved and content may not be reproduced, downloaded, disseminated, or transferred, in any form or by means, except with the prior written consent of Market Strategies International. Market Strategies International expressly disclaims all liability for, damages of any kind arising out of use, reference to, reliance on, or performance of information contained herein.

Background

Web surveys + web panels offer immediate research gratification based on cost and time-to-data.

“Doing a web survey” is simultaneously a choice of sample source and mode.

As a result, potential sources of survey error are minimized or overlooked.

Numerous studies have focused on optimal web survey design, but few have examined how the response pattern of panelists differs.

Web panels are no different from any other form of panel research: require special care in the panel management process, survey design and data cleaning to balance cost advantages against potential error.

Agenda

What is satisficing?

Opportunities to reduce satisficing in:

- Panel building/management
- Survey design
- Data cleaning

Cost implications

Conclusions

What is satisfying?

The “optimizing” respondent

The ideal respondent “optimizes” as s/he answers every question, conducting a “complete and unbiased search of memory and full integration of retrieved information.”

Optimizing requires a 4-step cognition and retrieval process described by Tourangeau and Rasinski (1988):

Understand and carefully interpret the meaning behind the question

Search memory for the relevant information required to answer the question

Integrate that information into a summary judgment

Report this judgment by translating it to the response scale/items offered

What is satisficing?

The “satisficing” respondent

The satisficing theory (Krosnick, 1991) defines satisficers as respondents who cease to follow these steps.

Satisficers’ responses are formulated with “reduced thoughtfulness, careless integration of retrieved information, and a haphazard selection of response choice.”

3 conditions govern the likelihood of satisficing:

- Cognitive sophistication of the respondent.
- Difficulty of the task (not all questions are equally difficult).
- Respondent motivations.

What is satisficing?

Levels of satisficing behavior

~~Understand and carefully interpret the meaning behind the question~~

~~Search memory for the relevant information required to answer the question~~

~~Integrate that information into a summary judgment~~

~~Report this judgment by translating it to the response scale/items offered~~

Satisficing due to...

Cognitive unsophistication of the respondent: the questionnaire assumed too much about the respondent's abilities and comprehension.

Difficulty of the survey task: the questionnaire was dull and/or difficult relative to the incentive, and the respondent got cranky.

Respondent motivations: the panelist was underqualified, hurried or motivated only by financial gain.

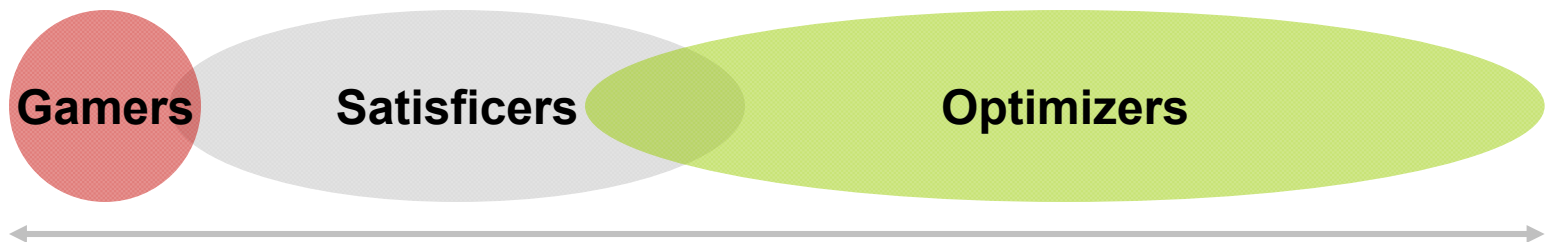
What is satisficing?

Web-based panel opportunities for satisficing

In web-based panels, the combination of means and motive for satisficing can be strong:

- Traditional forms of validation (human monitoring) not available.
- Predictable financial opportunities.
- Ongoing exposure creates considerable opportunity for “learning by doing.” Over time, it becomes easier to predict responses that will not trigger termination in the screener.

Our experience with web survey data allows us to characterize 2 types of satisficers:



Opportunities to reduce satisficing

There are 3 chief opportunities to minimize satisficing and gaming:



**Panel building/
management**



Survey design




Data cleaning

Best practices in panel management, questionnaire design and web interface design can minimize many forms of satisficing, but are not a panacea.

Opportunities to reduce satisficing

Panel building/management




Panel building/
management

Goals: 1 qualified respondent ▶ 1 complete ▶ optimized responses.
Current best practices:

- **Verification:**
 - Email address verification: check validity and eliminate duplicate email addresses and sign-ups, with a limit of 1 per panelist.
 - Physical address verification: check validity and eliminate duplicate physical addresses, with a limit of 1 per panelist.
- **Mail incentives** to a physical address.
- **Random validation:** periodic, phone-based validation of respondent profile and identity and/or validation of specific survey responses.
- In survey deployment, use **PINs that are unique, random and alphanumeric** rather than sequential.
- **Cap on number of surveys during time period and forced panelist attrition** to discourage development of “professional” respondents and minimize satisficing due to panelist fatigue across surveys.

Opportunities to reduce satisficing

The worst case: “Gamers”



Panel building/
management

Weak satisficers are those whose responses to some questions are not logically consistent. Nearly all panelists satisfice at some point.

Gamers, on the other hand, engage in the survey (and possibly the panel) with the intention of minimizing effort and maximizing reward.

Incentive structure is critical in dictating the best way to game the system: Fixed incentives offer panelists a high incentive to qualify, and low incentive to drop out when:

- The survey turns out to be longer than expected
or
- When exogenous factors kick in that would otherwise prompt the respondent to stop taking the survey.

Opportunities to reduce satisficing

Case study: software reseller research study, Jan 2005



Panel building/
management

Survey of professionals from a “viral recruit” panel.

We suspected a potentially high rate of satisficing due to the length and complexity of the survey.

Mean completion times were suspiciously low, alerting us that there might be significant data quality issues. Looking for bimodal distributions of completion times to help identify speed-clickers.

Examination of verbatim and continuous variable responses showed that 5 identical response patterns were each repeated dozens of times in the dataset...accounting for more than 200 records.

All cases were the result of a single gamer, using keystroke automation software to auto-fill the survey repeatedly.

- The panelist had created more than 200 bogus panel profiles, using “unique” email addresses in a domain he owned.
- The panel provider had no mechanism for ensuring valid panelist physical addresses in order to prevent duplication.

Opportunities to reduce satisficing

Survey design



Survey design

Best practices for offline survey design and for survey web interface design are the best remedy — keep questionnaires short, salient and intuitive.

In addition, several steps can help minimize panelist satisficing in:

- Screening questions.
- “Table-style” questions.
- Verbatim questions.

Opportunities to reduce satisficing

Screening questions



Survey design

Response pattern: Satisficers and gamers select all responses in a multiple response question suspected of leading to termination.

Solution:

- Include low incidence response options (products, brands, qualifying behaviors).
- Avoid terminating respondents at the decoy question.

Incidence of “Segway owners” in recent studies:

Case A (N=1,879): 27 panelists (1%) claimed to be Segway owners. Excluding Segway, another 22 respondents chose *all* products mentioned.

Case B (N=728): 13% of panelists claimed to be Segway owners in another consumer study. These respondents completed the survey in an average of 5.5 minutes; 71% of the “Segway owners” reported household incomes of less than \$35K in 2004. For the same study, a client-supplied list yielded no Segway owners (N=73) and an interview length of 17 minutes.

Which of the following products or services — if any — do you, or do other household members, currently own/use in your home?

- Any type of PC/personal computer
- Any type of printer
- Digital camera
- Portable DVD player
- Any wireless home networking equipment
- Segway Human Transporter
- Camcorder (digital or analog)
- Equipment and a calling plan that allows you to make/receive phone calls using voice over IP (VoIP) on a high-speed internet connection
- TiVo or any other brand of digital video recorder (DVR)
- None of the above

Opportunities to reduce satisficing

Screening questions design



Survey design

Response pattern: Satisficers and gamers select all responses in a multiple response question suspected of leading to termination.

Solution: Treat respondents who select every item in a list of products with skepticism.

In a screening question “which of the following technology-related products and services are you involved in purchasing and/or leasing for your business,” we offered 7 response options in total, plus a “none of the above” option (which would lead to immediate termination).

Case study of N=712 professionals:
n=451 from client-provided sample
n=261 from a combination of consumer- and business-focused online panels

Client customer list

39% said they had decision-making responsibilities for every listed product/service.

Completed survey in mean of 25 minutes (median was 23 minutes).

Panelists

66% said they had decision-making responsibilities for every listed product/service.

Completed survey in mean of 14 minutes (median was 12 minutes).

Opportunities to reduce satisficing

Substantive questions design



Survey design

Response pattern: Satisficers and gamers “straightline” (click same response vertically) all responses on a page or use browser auto-fill.

Solutions:

- Include both positive and negative statements, proving respondent inconsistency when straightlining occurs.
- Include verification ratings.
- Use programming logic that prompts respondents to check answers when all responses within a question set are identical.

Convenience is more important to me than low cost



Please verify your place in the survey by checking the second box from the left



Incidence of failures for verification ratings in table-style questions in recent studies:

Case A: 12% of respondents (N=822) from a consumer panel.

Case B: 34% of respondents (N=234) from a consumer panel.

Opportunities to reduce satisficing

Data cleaning



Data cleaning

Goal: Identify and flag response behaviors and patterns that indicate varying degrees of satisficing, up to and including gaming.

Variations include manual or semi-automated review of:

- Verbatims or continuous numerical responses for gibberish, clear internal inconsistencies and “copy and paste” responses.
- Time stamps (less suspensions) to determine interview length.
- Response patterns for questions that are either cognitively complex or subject to “straightlining.”

Basic process:

- Define criteria upfront unique to study. Each criterion represents a “strike.”
- Fine-tune criteria based on an interim dataset.
- Identify likely satisficers based on the total number of strikes in final dataset.
- Drop and replace cases, or weight results, based on results of data cleaning.

Opportunities to reduce satisficing

Data cleaning *continued*



Data cleaning

Some strikes may be used as absolute filters (delete the case if the condition is not met).

- Example: Interview length cutoff at 10th to 15th percentile, adjusted for those who legitimately follow a shorter survey path due to skip patterns.

Each criterion that is not met is associated with a cleaning rule.

- In practice, we classify as weak satisficers those who may have some strikes against them but are under a minimum number required for case deletion. Such records are cleaned on a question-by-question basis.

Overall, determination of the number of strikes that requires deletion of a case is a matter of judgment unique to each study.

The process identifies strong satisficing behavior but may or may not identify gaming behavior, which may only be discernable across multiple surveys.

Opportunities to reduce satisficing

Case study: hardware rebate study, Feb 2005



Data cleaning

Criteria for review

Interview lengths more than 2 standard deviations LOWER than the trimmed mean.

STRIKE 1: n=125 (length of interview cutoff customized for short/long interview based on skip patterns)

Reported Segway ownership.

STRIKE 2: n=27

Reported owning many types of PCs and all types of peripherals (choosing all responses in a couple of multiple choice questions).

STRIKES 3 and 4: n=8 and n=6, respectively

Selected each item in seemingly diametrically opposed pairs (statement 3 cannot be chosen with statements 1, 2 or 4).

STRIKE 5: n=15

Straightlining in a statement agreement/disagreement series.

STRIKE 6: n=26

Frequency for sum of strikes:

0 strikes: n=1,700

1 strike: n=158

2 strikes: n=20

3 strikes: n=1

All cases with 2+ strikes and those failing the interview length filter were deleted from the dataset, reducing the sample size from N=1,879 to N=1,800 (4% of cases deleted).

Which of the following statements, if any, are true about the new [BRAND] [PRODUCT] you purchased for your household? *Please select all that apply.*

1. **The brand/model of [PRODUCT] that was my first choice was not available at the time I wanted to buy, so I ended up getting the [BRAND] [PRODUCT] instead**
2. **I entered the purchase decision-making process expecting to buy another brand of [PRODUCT], but ended up buying a [BRAND] [PRODUCT] instead**
3. **I knew I wanted a [BRAND] [PRODUCT] when I started my purchase decision-making process, and that's the brand I ended up buying**
4. **I really didn't have a strong brand preference when I came into the purchase decision-making process**
5. I knew what I wanted in a [PRODUCT], and basically spent my time shopping for the lowest-priced [PRODUCT] that would meet my needs
6. I set out thinking I wanted to buy a single-function (print-only) printer, but ended up buying an all-in-one printer instead
7. I wasn't necessarily shopping for a [PRODUCT], but I changed my mind during the process of buying a PC
8. None of the above are true for me/accurately describe my situation

Opportunities to reduce satisficing

Can we tell panelists too much?

Panel providers can and should develop relationships with panelists within the bounds of industry ethics guidelines and common sense.

But how much do we want to reveal to panelists about how we ensure the validity of their identities and responses?

From a panel provider's standard survey intro:

The accuracy of data is critical to meeting market research objectives. [Panel] routinely employs a verification process of respondent survey data. **Through analysis of respondent data patterns and the overall time that a respondent takes to enter answers to survey questions, [Panel] ensures the integrity of project data.** [Panel] reserves the right to reasonably identify surveys as accurate and complete. You, as a respondent to this survey, agree to provide accurate data and agree to abide by [Panel's] membership terms and conditions.

Does such disclosure:

- Create an environment of honesty with panelists?
- Discourage satisficing?
- Give gamers clues as to how to beat the system?

Cost implications

Cleaning of interim and final datasets: 4 to 8 hours per dataset to define criteria, create automated analysis syntax and analyze dataset(s).

Case deletion:

- For all commercial, internet-recruited US web panels, we specify an overage between 10% and 15% above sample size targets per quota (5% in Europe) to compensate for data cleaning (as compared to 1% per quota group for telephone surveys from non-panel sources).
- Our regular panel providers are contractually responsible for costs of replacement, but we:
 - Provide full access to our decision rules so that they participate in defining what constitutes “strikes.”
 - Provide deleted case IDs so that the panel provider can create a feedback loop and determine whether/when a panelist should be attrited.

Conclusions

Adopting some small-scale changes in research design and data cleaning standards can help:

- Minimize the impact of routine satisficing on survey data quality.
- Catch the few “bad apples.”

Suppliers: Minimal extra steps can significantly improve QA.

Clients: Incorporating these steps into proposal requests will move the industry toward de facto standardization.

We need to be judicious, however, in the number of “traps” we use:

- Low incidence response options, ratings verifications and the like increase questionnaire length and may annoy the majority of respondents who are conscientious.
- Obvious traps will, over time, make it wholly obvious to gamers how we are seeking to trap them.

Thank you!

More information:

Theo Downes-Le Guin

503.416.8550

theo.downes-leguin@marketstrategies.com